

THE CHEMICAL INDUSTRY IN FRANCE

KEY FACTS & FIGURES - 2019



— The chemical industry provides high-quality, varied and sustainable employment



84% of contracts are open-ended



74% of employees receive training every year



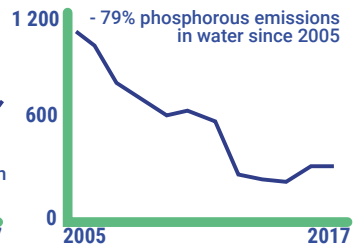
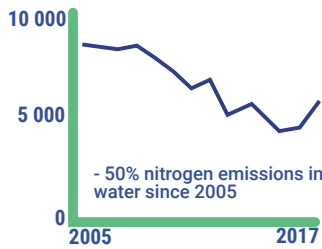
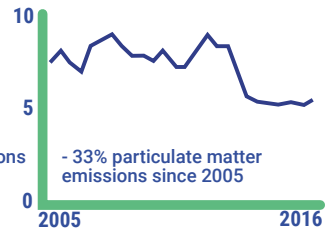
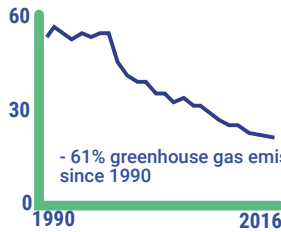
Regular growth of women (+1% in 4 years) in the workforce (39% versus 30% in industry)



2/3 of the workforce are employed in executive, technical or supervisory positions

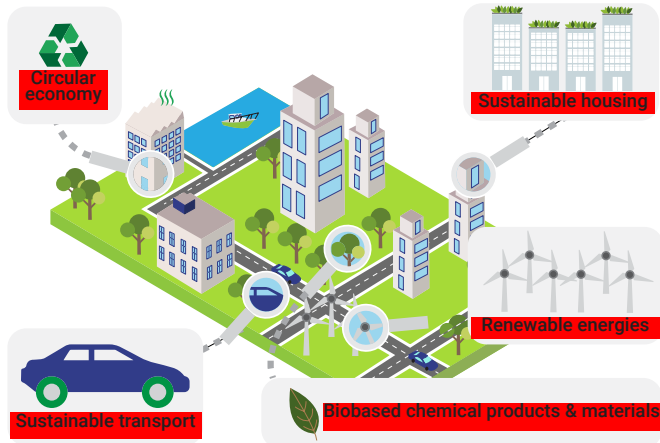
Source: France Chimie

— A much smaller environmental footprint



Source: 2016 & 2017 figures - Source: CITEPA, IREP

— Solutions to bolster the ecological transition



— CSR: an increasingly committed industry

1/3 of France Chimie member sites are signatories of the Responsible Care® Charter, the global chemical industry's CSR initiative



2019 EDITION

WWW.FRANCECHIMIE.FR

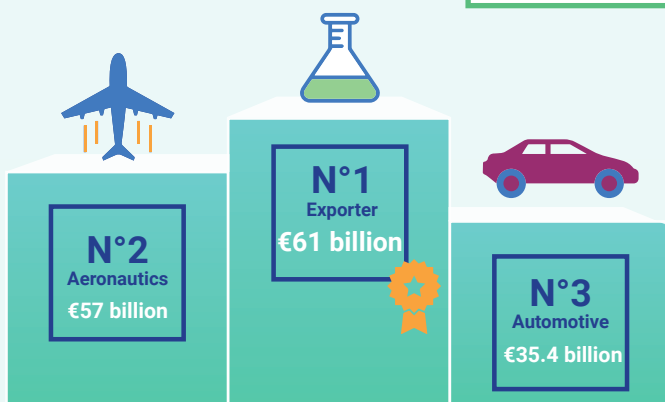
@FRANCECHIMIE

f CHIMIE ORIGINALE


#GRACEALACHIMIE

— The chemical industry France's n°1 industrial exporter!

A regular growth in trade balance:
€10.2 in 2018



Source: customs & excise

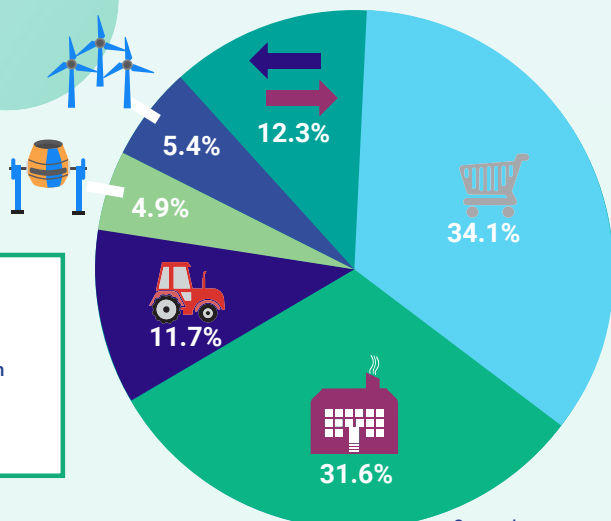


— A cornerstone of France's regional economies

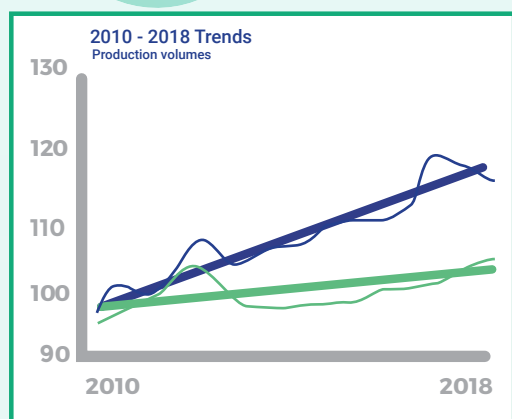
● 1 200 companies are France
Chimie members
● Platforms

— The chemical industry drives most other economic sectors

Chemical industry outlets in France:



Source: Insee



Source: Insee

— An industry of the future, A growth sector

— Chemical industry: +2.1% growth per annum
— Industry: +0.6% per annum

— An industry of the future



Sources: Insee, Ministry of Higher Education & Research

— Key issues addressed by the chemical industry in France

